








# Two Pack Waterborne Epoxy Floor Paint

## Product Description

*A tough floor coating that offers all the protection of a two pack epoxy without unpleasant odours.  
Covers better than most competitors, needing up to 35% less product for the equivalent area!*

## Product Features

-  Tough semi-gloss coating for internal floors
-  Resistant to heavy traffic and chemicals
-  Even suitable for asphalt and composition floors
-  Ideal where low odour is important
-  Efficient sealer for concrete floors

## Suitable Substrates

Suitable for concrete, asphalt or composition surfaces. Particularly useful on projects where low odour is beneficial such as warehouses, food factories, canteens, hospitals, kitchens, garages, and showrooms.\*

## Surface Preparation

New concrete should be allowed to dry thoroughly. Remove cement laitance by application of Magic Bullet Eco Acid. If being used as a concrete sealer, thin first coat four parts mixed paint to one part water by volume. **Always add water at the same time as the activator.** Apply finishing coat unthinned. Power floated floors should be pre-treated with Magic Bullet Eco Acid – see separate data sheet.

Previously painted floors should be assessed for adhesion of the existing coating using a standard cross hatch test. If sound and adhering, the floor should be abraded and cleaned using Magic Bullet Heavy Duty Cleaner/Degreaser.

## Application

Having followed the 'Surface Preparation' instructions, the product can be applied provided the ambient temperature does not drop below 10°C, the surface temperature is 3°C above dew point and the relative humidity is below 90%. Drying will slow significantly below 15°C and stop below 8°C

**Mixing** - Mix 4 parts of Base to 1 parts Hardener by volume ideally using a power mixer and allow product to stand for a few minutes before application. Once mixed the product has a workable life of approximately 1.5 hours dependent on temperature. **.PLEASE NOTE** the end of the pot life is **not** shown by viscosity increase. During application the work must be timed to ensure that the 90 minute 'pot life' is not exceeded. **Always mix the base and hardener thoroughly prior to the addition of water**

**Brush / Roller** - Apply one coat (maximum wet film thickness 100 microns) and allow to dry overnight. If applying a second coat more than 48 hours after the first coat, lightly abrade to ensure intercoat adhesion.

**Coverage rate 9-11 sq m per litre.**

Do not exceed recommended film thicknesses particularly when mating up edges.

## Trial application

\*As with all our products, we strongly recommend you carry out a small discrete sample application to test the suitability of our Waterborne Two Pack Epoxy Floor Paint for your particular use.

Please refer to the relevant Product Health and Safety Data Sheet prior to any use.

For further information or advice please contact –  
**Magic Bullet Products Ltd, Technical Department,**  
**January 2014**

Magic Bullet Products Ltd. Unit B, Marlborough Court, Bennerley Road, Blenheim Ind Est,  
Bulwell, Nottingham, NG6 8UY. t 0115 9755555 f 0115 9757005  
email [info@magicbulletproducts.com](mailto:info@magicbulletproducts.com) website [www.magicbulletproducts.com](http://www.magicbulletproducts.com)